

# Athletic Training Services in Louisiana High Schools 2010-2011

## Classification Criteria

### Full-time Athletic Training Services per School

- at least 5 days a week
- at least 30 hours a week
- at least 10 months out of the year

### Part-time Athletic Training Services per School

- anything less than full-time

### Source of Employment Providing Athletic Training Services to High Schools

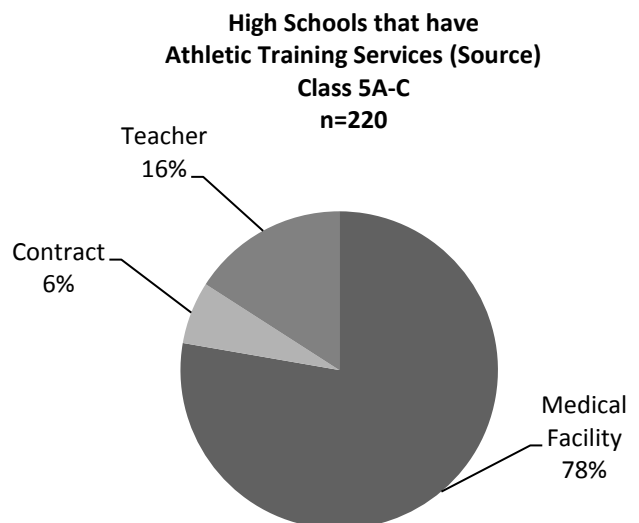
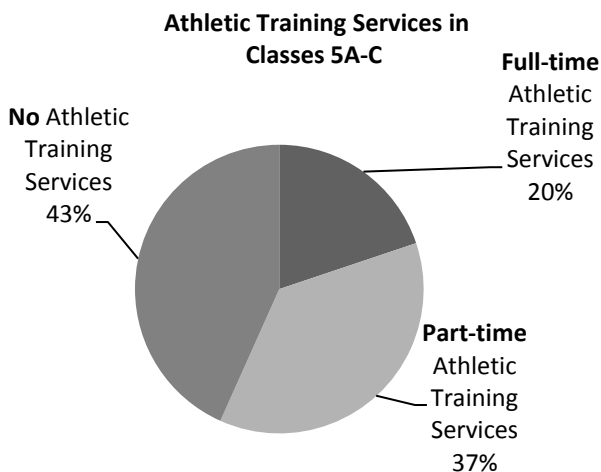
**Medical Facility** Includes hospital, physician office, private clinic or University

**Teacher** Teaches 50% or more of their school's regular class periods

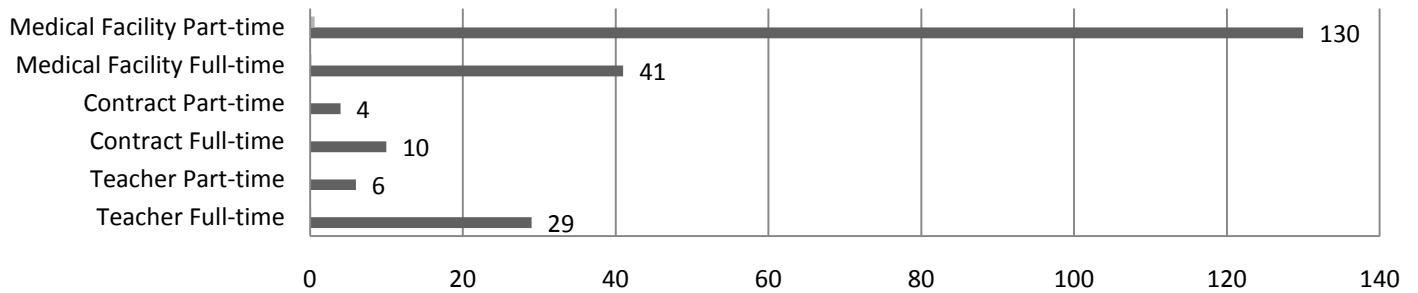
**Contract** Not employed by a medical facility and not a full-time teacher; employed by school system

## Louisiana High School Athletic Association (LHSAA) Classification

Class	Football	Coed Non-Football	All Girls	Districts	Enrollment
5A	56	2	5	9	1102-above
4A	58	0	3	10	647-1101
3A	56	0	2	10	419-646
2A	58	6	3	10	241-418
1A	58	0	0	10	240-below
B	0	41	1	8	89-240
C	0	39	0	9	88-below
<b>Total</b>	<b>286</b>	<b>88</b>	<b>14</b>	<b>66</b>	



### High Schools that Receive Athletic Training Services: Source and Amount Class 5A-C (n=220)



	Teacher Full-time	Teacher Part-time	Contract Full-time	Contract Part-time	Medical Facility Full-time	Medical Facility Part-time
Series2	13.18%	2.73%	4.55%	1.82%	18.64%	59.09%
Series1	29	6	10	4	41	130

### High Schools with Football: Athletic Training Services by Class, Source and Amount

CLASS	Total FB Schools	MFFT	MFPT	CFT	CPT	TFT	TPT	None	*FB Game Coverage
5A	56	12	15	5	2	13	1	8	70.89%
4A	58	10	23	1	0	8	3	13	60.81%
3A	56	3	28	0	0	4	1	20	49.37%
2A	58	6	22	2	2	2	1	23	42.48%
1A	58	2	19	2	1	0	0	34	27.32%
<b>TOTAL</b>	<b>286</b>	<b>33</b>	<b>107</b>	<b>10</b>	<b>5</b>	<b>27</b>	<b>6</b>	<b>98</b>	<b>50.17% Average</b>

	SOURCE	AMOUNT
MFFT	Medical Facility	Full-time
MFPT	Medical Facility	Part-time
CFT	Contract	Full-time
CPT	Contract	Part-time
TFT	Teacher	Full-time
TPT	Teacher	Part-time
NONE	No Athletic Training Services	

\*FB Game Coverage = Athletic Training Services for Freshman, Junior Varsity & Varsity (Home & Away) Football Games

### High Schools with Football: Athletic Training Services by Class and Amount

CLASS	Total FT	% FT	Total PT	% PT	Total	% Total
5A	30	53.57%	18	32.14%	48	85.71%
4A	19	32.76%	26	44.83%	45	77.59%
3A	7	12.50%	29	51.79%	36	64.29%
2A	10	17.24%	25	43.10%	35	60.34%
1A	4	6.90%	20	34.48%	24	41.38%
<b>TOTAL</b>	<b>70</b>	<b>24.59%</b>	<b>118</b>	<b>41.27%</b>	<b>188</b>	<b>65.86%</b>